

Christmas Edition

Kids Activity Pack

Packed full of family
friendly fun activities
and challenges for
everyone!



Trans Pennine Trail



www.transpenninetrail.org.uk

Let's go on an.....

Winter Treasure Hunt



Wrap up warm and go on an outdoor adventure!

Help Sophie Squirrel find all the Winter treasures below, ticking them off when you spot them on your walks during the Christmas holidays.




Icicle

Dog with a coat on

Star in the sky

Bobble hat



Pinecone

Twig




Tree without leaves

Christmas lights

Bird

Squirrel



Snow covered bench

Animal tracks

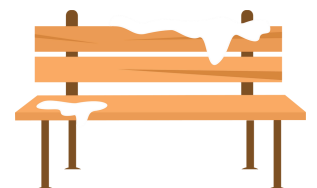


Feather

Evergreen tree

Frozen puddle

Holly



Why not draw a picture of something you have spotted in nature and send a picture of it to me?



Let's explore the...

Winter Wonders of the TPT



Help Ford Fox answer these fun questions about Winter on the Trans Pennine Trail

- 1 What bird, often seen on Christmas cards, can you spot on the Trans Pennine Trail during winter?
a) Robin
b) Penguin
c) Flamingo **answer:** _____
- 2 What type of tree, often decorated at Christmas, might you see growing along the Trail?
a) Palm Tree
b) Oak Tree
c) Fir Tree **answer:** _____
- 3 When walking the Trail in winter, which of these is the best way to stay warm?
a) Wear a woolly hat and gloves
b) Sing Christmas carols
c) Bring an ice lolly **answer:** _____
- 4 In winter, animals need food to stay warm. What food do squirrels often gather to eat?
a) Acorns
b) Candy Canes
c) Chocolate **answer:** _____
- 5 Which of these is a good idea when visiting the Trail in winter?
a) Leave rubbish behind for Santa to collect
b) Take your rubbish home with you
c) Wrap the trees in tinsel **answer:** _____
- 6 What might animals like hedgehogs and bats do during the cold winter months?
a) Hibernate
b) Go Christmas shopping
c) Build a snowman **answer:** _____



Get creative with a...



Natural Christmas Decoration

Help Mandy Mole make a simple twig star to hang on your Christmas Tree

You will need:

- 5 Twigs
- String or rubber bands
- Scissors



1 Cut five thin and bendy twigs to all the same length.

2 To attach the sticks together, you can use string or rubber bands. If using string, cut five lengths about three to four inches long.

3 Begin with two twigs. Attach them so the right twig is on top of the left twig. Pull the twigs apart about thirty degrees to create a point.



4 Add the next twig, ensuring that it's on top of the last one. Each new twig you attach should be placed on top of the last one.

5 Weave the fourth twig through the twigs, forming the star's top point. Weave under and over and attach it with string afterward.

6 When adding the last twig, it's easier to do the weaving first and then tie it in at both ends.

7 The star looks great on it's own but you could also paint it or decorate it with holly and small pinecones.



Once you've made your star, it could be used as an ornament, a table settings, or to string onto a garland.



Credit: <https://lovelygreens.com/how-to-make-a-simple-twig-star/>

Trans Pennine Trail



Let's make some...

Magic Reindeer Food



Help Connor the Caterpillar make some wildlife friendly magic reindeer food

Every Christmas Eve we leave a mince pie and a drink for Father Christmas, and a carrot for Rudolph. But what about the other reindeer? Well, you can sprinkle some magic reindeer food outside for them too using this easy recipe.

You will need:

- A handful of wild bird seed (which may include sunflower hearts, naked rolled oats, dried mealworms, yellow millet, kibbled peanuts and black sunflower seeds) – this is what helps the reindeers fly!
- A few rolled oats
- Some dried fruit, like cranberries (if you have a dog, please don't use grapes, raisins, sultanas or currants as these can be poisonous for them)
- Some dried insects – Rudolph and his bird friends love mealworms and waxworms
- Some grated cheese
- A hint of chilli powder – it helps keep Rudolph's nose glowing red and will stop squirrels and rodents from stealing the food before Rudolph arrives!
- A mixing bowl and spoon



Optional:

- Cellophane bags and red ribbon

Mix it all together, then sprinkle it on your lawn or leave it in a bowl by your front door just before you go to bed.

Why not share with family & friends by spooning portions into small cellophane bags and tying them up with a red ribbon



Trans Pennine Trail

Credit: [RSPCA](#)

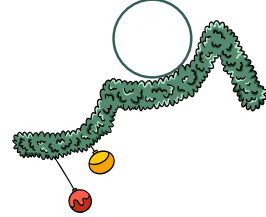
Can you work out the...

Scrambled Words



Can you help Hannah Horse unscramble the letters to find the Christmas words?

Tick off the image as you unscramble the words.



OBNIR

TNASA

YLHLO

RAMSITSCH ETER

REREINED

TSNIEL

GNCITSOK

EETRNSPS

TASR

EDBIANERRGG NAM

EITSMTELO


FEL

HISGEL

ICSCILE

OENDTICRAO

WSNAMNO



Try these....

Christmas Cracker Jokes

on your family and friends

What do Elves post
on social media?

Elfies!

Why would Santa
always win a fight?

Because he's a black belt!

Who is never hungry
at Christmas?

The turkey, it's always stuffed

In which year does new
years day come before
Christmas?

Every year.

What do snowmen
eat for breakfast?

Snowflakes

What do you call
Santa when he
takes a break?

Santa Pause

Why not send us your favourite Cracker jokes!

Trans Pennine Trail



Have you enjoyed doing the activities? Let us know!

We'd love to hear your stories and see your photos! Please send them to us by email or tag us on social media!

Did you know that we can send you a digital certificate for completing the activities?

Interested? Get in touch!

Please Read:

When sending in pictures of family enjoying the activities, please confirm you are happy for us to use them in our marketing materials (such as on social media, leaflets and press releases)

We love seeing you all out enjoying the Trail!

Did you know the **Trans Pennine Trail** is a special path that stretches 215 miles all the way across the middle of England, from the Irish Sea to the North Sea - coast to coast! But that's not all - if you count all the extra routes called spurs, there are 370 miles to explore! It's a giant adventure route where you can walk, cycle, ride horses, use a wheelchair or even push a buggy!

Along the way, you'll see forests, rivers, old railway paths and maybe even some interesting animals. It's a fun and safe way for families and friends to enjoy being outside and discover nature, whether you're a beginner or an experienced adventurer.

For more information please get in touch with the TPT Team.

To find out more about the Trans Pennine Trail go to:
www.transpenninetrail.org.uk



If you'd like to make a small donation to the Friends of the Trans Pennine Trail, please scan the QR code:



- ✉ info@transpenninetrail.org.uk
- 👁 www.transpenninetrail.org.uk
- 🐦 [@TPT_National](https://twitter.com/TPT_National)
- 📘 [@TransPennineTrailNationalOffice](https://www.facebook.com/TransPennineTrailNationalOffice)